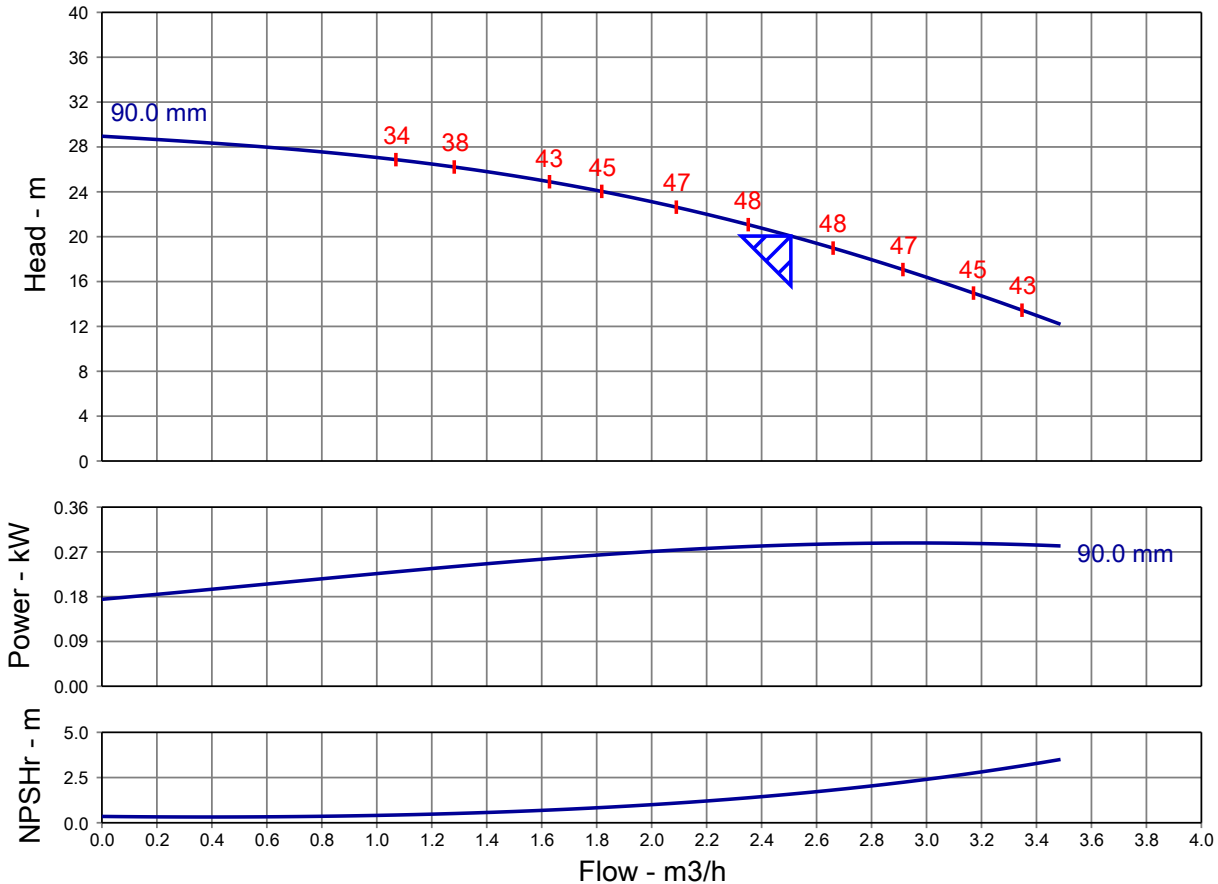


Pump Performance Datasheet

Customer :	Quote number :
Customer reference :	Size : LCR2-03
Item number : Default	Stages : 3
Service :	Based on curve number : LCR2-03-2-50
Quantity : 1	Date last saved : 16 Nov 2023 7:04 PM

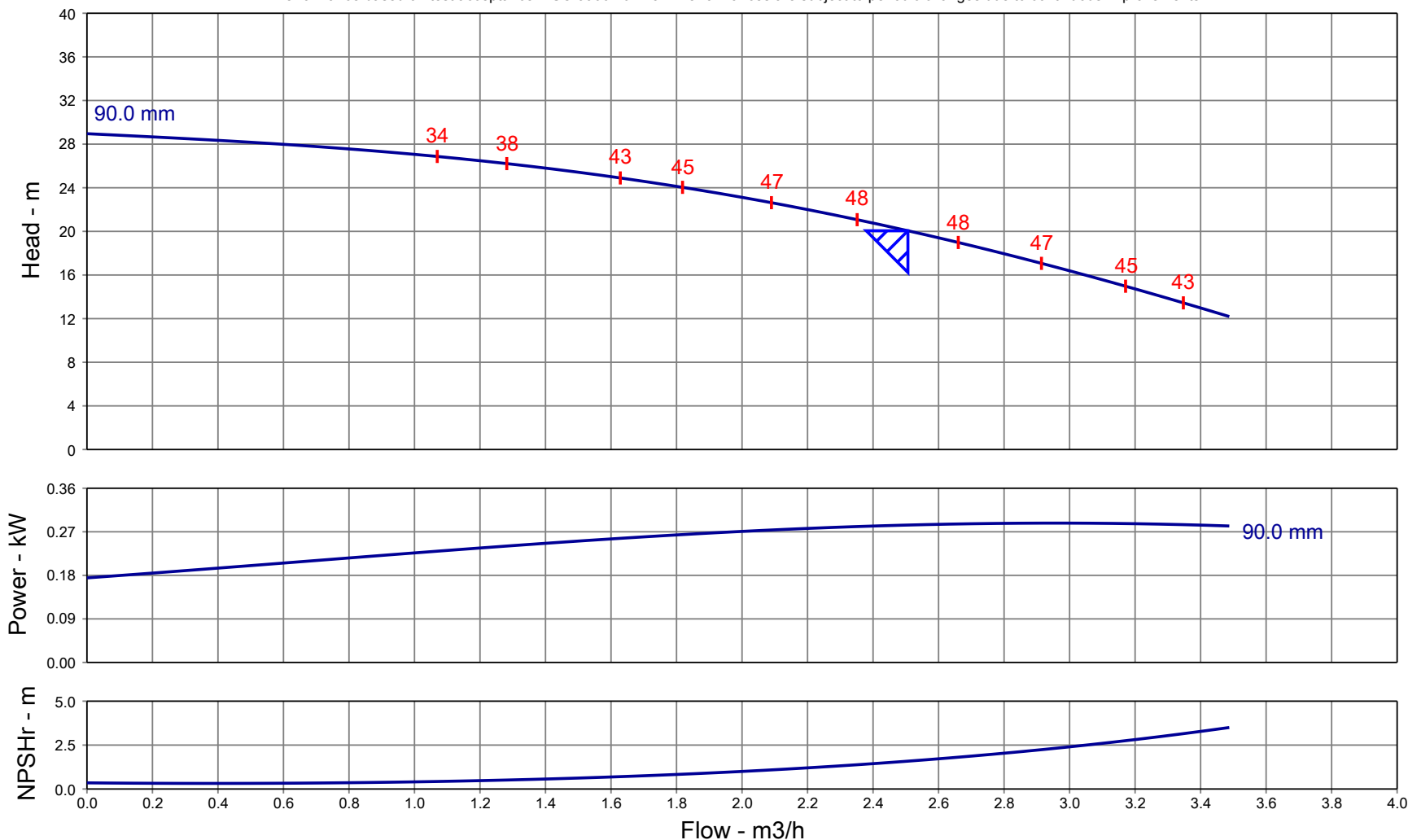
Operating Conditions		Liquid	
Flow, rated	: 2.51 m3/h	Liquid type	: Water
Head, rated (requested)	: 20.06 m	Additional liquid description	:
Head, rated (actual)	: 20.06 m	Solids diameter, max	: 0.0 mm
Suction pressure, rated / max	: 0.00 / 0.00 bar.g	Solids concentration, by volume	: 0.00 %
NPSH available	: Ample	Temperature	: 20.00 deg C
Site Supply Frequency	: 50 Hz	Fluid density	: 0.999 / 0.999 kg/dm3
Performance		Material	
Speed criteria	: Synchronous	Material selected	: Standard
Speed	: 2900 rpm	Pressure Data	
Impeller dia.	: 90.0 mm	Maximum working pressure	: 2.84 bar.g
Impeller diameter, maximum	: 90.0 mm	Maximum allowable working pressure	: 25.00 bar.g
Impeller diameter, minimum	: 90.0 mm	Maximum allowable suction pressure	: 10.00 bar.g
Efficiency	: 48.16 %	Hydrostatic test pressure	: 37.50 bar.g
NPSH required / margin required	: 1.58 / 0.00 m	Driver & Power Data (@Max density)	
nq (imp. eye flow) / S (imp. eye flow)	: 18 / 54 Metric units	Driver sizing specification	: Maximum power
MCSF	: -	Margin over specification	: 0.00 %
Head max.	: 28.96 m	Service factor	: 1.00
Head rise to shutoff	: 44.37 %	Power, hydraulic	: 0.14 kW
Flow, best eff. point	: 2.51 m3/h	Power, rated	: 0.28 kW
Flow ratio, rated / BEP	: 100.00 %	Power, maximum	: 0.29 kW
Diameter ratio (rated / max)	: 100.00 %	Motor rating	: 0.37 kW / 0.50 hp
Head ratio (rated dia / max dia)	: 100.00 %		
Cq/Ch/Ce/Cn [ANSI/HI 9.6.7-2010]	: 1.00 / 1.00 / 1.00 / 1.00		
Selection status	: Acceptable		

Performance based on test acceptance - ISO 9906:2012 3B. Performances are subject to periodic changes due to continuous improvements.



Pump Performance Curve

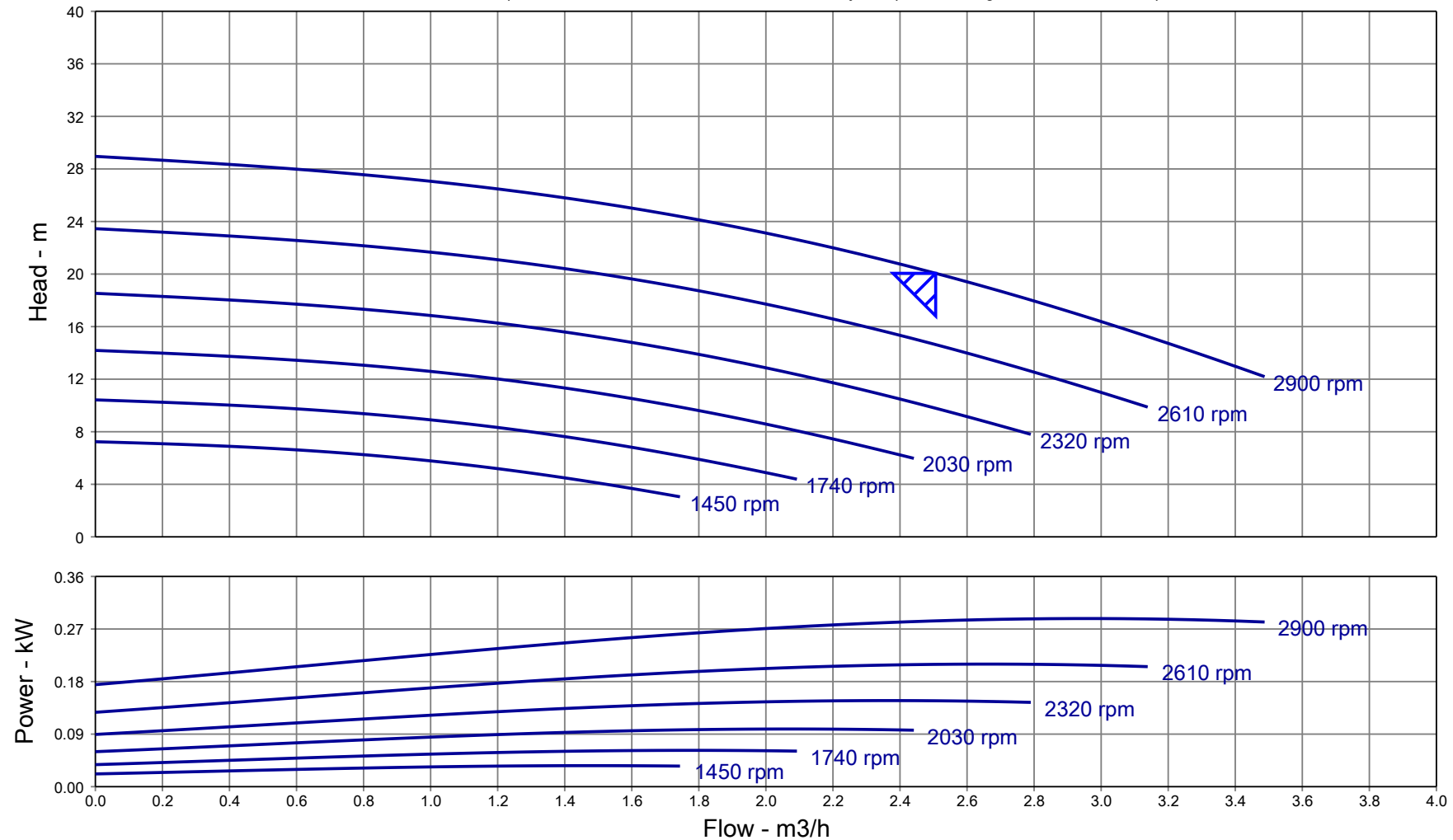
Performance based on test acceptance - ISO 9906:2012 3B. Performances are subject to periodic changes due to continuous improvements.



Customer :	Size : LCR2-03	Flow, rated : 2.51 m3/h
Customer reference :	Stages : 3	Head, rated : 20.06 m
Item number : Default	Speed : 2900 rpm	Fluid density : 0.999 / 0.999 kg/dm3
Service :	Based on curve number : LCR2-03-2-50	Viscosity : 1.00 cSt
Quantity : 1	Efficiency : 48.16 %	Cq/Ch/Ce/Cn [ANSI/HI 9.6.7-2010] : 1.00 / 1.00 / 1.00 / 1.00
Quote number :	Power, rated : 0.28 kW	
Date last saved : 16 Nov 2023 7:04 PM	NPSH required : 1.58 m	

Multi-Speed Performance Curve

Performance based on test acceptance - ISO 9906:2012 3B. Performances are subject to periodic changes due to continuous improvements.



Customer :	Stages :	Nominal speed :	2900 rpm
Customer reference :	Based on curve number :	Flow, rated :	2.51 m ³ /h
Item number : Default	Efficiency : 48.16 %	Head, rated :	20.06 m
Service :	Power, rated : 0.28 kW	Speed :	2900 rpm
Quantity : 1	NPSH required : 1.58 m	Impeller dia. :	90.0 mm
Quote number :	Site Supply Frequency : 50 Hz	Fluid density :	0.999 / 0.999 kg/dm ³
Date last saved : 16 Nov 2023 7:04 PM		Viscosity :	1.00 cSt
Size : LCR2-03		Cq/Ch/Ce/Cn [ANSI/HI 9.6.7-2010] :	1.00 / 1.00 / 1.00 / 1.00



Life Cycle Cost Datasheet

Customer :	Quantity : 1	Size : LCR2-03
Customer reference :	Quote number :	Stages : 3
Item number : Default	Date last saved : 16 Nov 2023 7:04 PM	Speed : 2900
Service :		

Load Profiles and Energy Costs

Expected pump life: 20 years	Load Profile #1	Load Profile #2	Load Profile #3	Load Profile #4	Load Profile #5	Total
Flow: (m3/h)	0.85	-	-	-	-	-
Operation: (hours per year)	8,760	-	-	-	-	8,760
Energy cost, present value (\$ per kWh)	0.1	-	-	-	-	-
Speed (rpm)	2900	-	-	-	-	-
Head (m)	27.44	-	-	-	-	-
Efficiency (%)	29.03	-	-	-	-	-
Power, rated (kW)	0.22	-	-	-	-	-
Motor efficiency (%)	100.00	-	-	-	-	-
Drive/gear efficiency (%)	100.00	-	-	-	-	-
System curve		-	-	-	-	-
Energy, total (kWh)	38,287.8	-	-	-	-	38,287.8
Energy cost, per year	\$ 191.44	-	-	-	-	\$ 191.44
Energy cost, total present value	\$ 2,871.28	-	-	-	-	\$ 2,871.28

Life Cycle Cost Calculation

Additional Annual Costs		Additional One-time Costs, Year 0		Interest and Inflation Rates	
Routine maintenance cost :	0.00	Initial investment cost :	0.00	Interest rate, % :	6.00
Repair cost :	0.00	Installation and commissioning cost :	0.00	Inflation rate, % :	3.00
Operating cost :	0.00	Other one-time costs, year 0 :	0.00	Total Net Present Value Costs	
Downtime cost :	0.00	Additional One-time Costs, Year 20		Total energy cost :	\$ 2,871.28
Environmental cost :	0.00	Decommissioning cost :	0.00	Total additional annual cost :	\$ 0.00
Other annual costs :	0.00	Other one-time costs, year 20 :	0.00	Total additional one-time cost :	\$ 0.00
Total, present value :	\$ 0.00	Total, present value :	\$ 0.00	Total life cycle cost :	\$ 2,871.28

**Pump Performance - Additional Data**

Customer	:	Quote number	:
Customer reference	:	Size	: LCR2-03
Item number	: Default	Stages	: 3
Service	:	Speed	: 2900 rpm
Quantity	: 1	Intellicode	:
		Date last saved	: 16 Nov 2023 7:04 PM

Performance Data		Stage, Speed and Solids Limits	
Head, maximum diameter, rated flow	: 20.06 m	Stages, maximum	: 3
Head, minimum diameter, rated flow	: 20.06 m	Stages, minimum	: 3
Head max.	: 28.96 m	Pump speed limit, maximum	: 2900 rpm
Efficiency adjustment factor, total	: 1.00	Pump speed limit, minimum	: 1200 rpm
Power adjustment, total	: 0.00 kW	Curve speed limit, maximum	: 2900 rpm
Head adjustment factor, total	: 1.00	Curve speed limit, minimum	: 1200 rpm
Flow adjustment factor, total	: 1.00	Variable speed limit, maximum	: -
Flow adjustment factor, efficiency only (shift BEP)	: 1.00	Variable speed limit, minimum	: -
Flow adjustment factor, end-of-curve only, total	: 1.00	Solids size limit	: 0.0 mm
MCSF adjustment factor	: 1.00	Typical Driver Data	
NPSHR adjustment factor, total	: 1.00	Driver speed, full load	: 2900 rpm
NPSHR slope correction factor	: 1.00	Driver speed, rated load	: 2900 rpm
User applied performance adjustment comments :		Driver efficiency, 100% load	: N/A
NPSH margin dictated by pump supplier	: 0.00 m	Driver efficiency, 75% load	: N/A
NPSH margin dictated by user	: 0.00 m	Driver efficiency, 50% load	: N/A
NPSH margin used (added to 'required' values)	: 0.00 m		

Mechanical Limits	
Torque, rated power, rated speed	: 0.10 kW/1000 rpm
Torque, maximum power, rated speed	: 0.10 kW/1000 rpm
Torque, driver power, full load speed	: 0.13 kW/1000 rpm
Torque, driver power, rated speed	: 0.13 kW/1000 rpm
Torque, pump shaft limit	: -
Radial load, worst case	: -
Radial load limit	: -
Impeller peripheral speed, rated	: -
Impeller peripheral speed limit	: -

Various Performance Data	Flow (m3/h)	Head (m)	Efficiency (%)	NPSHr (m)	Power (kW)
Shutoff, rated diameter	0.00	28.96	-	-	0.17
Shutoff, maximum diameter	0.00	28.96	-	-	0.17
MCSF	-	-	-	-	-
Rated flow, minimum diameter	2.51	20.06	48.16	-	0.28
Rated flow, maximum diameter	2.51	20.06	48.16	-	0.28
BEP flow, rated diameter	2.51	20.06	48.16	1.58	0.28
120% rated flow, rated diameter	3.01	16.32	46.39	2.41	0.29
End of curve, rated diameter	3.49	12.19	41.02	3.50	0.28
End of curve, minimum diameter	3.49	12.19	41.02	3.50	0.28
End of curve, maximum diameter	3.49	12.19	41.02	3.50	0.28
Maximum value, rated diameter	-	28.96	48.16	-	0.29
Maximum value, maximum diameter	-	-	48.16	-	0.29

System differential pressure	@ Density, rated		@ Density, max	
Differential pressure, rated flow, rated diameter (bar)	1.96		1.96	
Differential pressure, shutoff, rated diameter (bar)	2.84		2.84	
Differential pressure, shutoff, maximum diameter (bar)	2.84		2.84	

Discharge pressure	@ Suction pressure, rated	@ Suction pressure, max	@ Suction pressure, rated	@ Suction pressure, max
Discharge pressure, rated flow, rated diameter (bar.g)	1.96	1.96	1.96	1.96
Discharge pressure, shutoff, rated diameter (bar.g)	2.84	2.84	2.84	2.84
Discharge pressure, shutoff, maximum diameter (bar.g)	2.84	2.84	2.84	2.84

Ratios			
Maximum flow / rated flow, rated diameter	: 139.14 %	Head rated diameter / head minimum diameter, rated flow	: 100.00 %



Pump Performance - Additional Data

Construction

Orientation	: Standard	Curve Tolerance	: ISO 9906:2012 3B.
Construction Specifications	: Standard		Performances are subject to periodic changes due to continuous improvements.